






-  Disabled Access
-  Disabled Parking
-  Bike Racks
-  Electric Vehicle Charging Stations
-  Paid Parking Permit

Campus Map

Campus Security Emergency: Dial 206-235-5860

Administration	1000	ESL Study Center	1721	Parent Child Center (PCC)	1900
Advising	5229	Facilities	5100	Physics Learning Center	2923
Asian Pacific Islander (API) Student Center	1305	Financial Aid	5200	Public Speaking Center	1530
Automotive	2100	Food Pantry/Benefits Hub	9102	Pagoda Union Building (PUB)	9000
Biology & Chem Learning Center	4201	Foundation	1005	Registration	5200
Biology Lab	6000	Gender Equity Center	9202	Running Start	5229
Biotechnology Lab	2930	Geology Lab	2920	Safety & Security	5102
Business & Admin Services	1200	Gymnasium & Athletics	3000	Science/STEM Division	6000
Bookstore	9114	Health Occupations Division	2300	Student Accessibility Services	5226
Business, Comm, Soc Sci Division	5329	Housing & Residential Life	7000	Student Life	9301
Career Center	9203	Humanities Division	5327	Student Lounge	9000
Center for Education & Career Opportunities (CECO)	2900	Human Resources	1013	Students, Equity & Success	5202
Cashier	5200	Information Desk	1000	Technology Support Services	4122
Chemistry Lab	6000	International Education	9303	Testing Center	5100
Communications & Marketing	1009	Library & Media Center	4000	Theater	1600
Community Empl. Program (CEP)	2910	Main Dining Room	9215	Transcripts/Records	5200
Continuing Education	1530	Math Learning Center	4213	Tutoring Center	4228
Counseling Center	5251	Metal Fabrication Lab	2900	Veterans & Military Student Svcs	5226
Enrollment Services	5200	Multicultural Center	9201	Visual Arts Center	2000
eLearning Services	4228	Music	800	Workforce Education Funding	5100
ESL Advising	5205	Nursing	2300	Writing & Learning Studio	4301